





Power	50 W	Voltage	230 V
Luminous flux*	4700 lm (120°)	Colour temperature	6000 K
Light colour	CW	Beam angle	100 °
IK	07	Protection class	IP65




See more on dedicated page 



 Declaration of Conformity



 Photometric file

Technical data:

Product code	SLI029055CW_PW
Power	50 W
Nominal current	220 mA
Voltage	230 V
Energy consumption	50 kWh/1000h
Frequency	50HZ Hz
Protection class	I
Power supply included	+
Power factor	0.9
Useful luminous flux*	4700 lm (120°)
Luminous flux**	4700 lm (360°)
Light efficiency	94 lm/W
Colour temperature	6000 K
Light colour	CW
Beam angle	100 °
RA	>70
Uniformity of color SDCM max	5
Dimmable	No
Working temperature range	-20/+40 °
Lifespan	17000 h
Housing material	Aluminum, GLASS
IK	07
Protection class	IP65
Colour	White
Dimension (axbxc)	180x140x27 mm
For use	Outside
Assembly method	On the ceiling
Application	EXT
Made in	PRC



*Applies to the LED source used. **Luminaire luminous flux